

HI & WELCOME!

PRINT & PAPER:

best on white paper, size A4 or US Letter, portrait format, black or colored (looks better colored!)

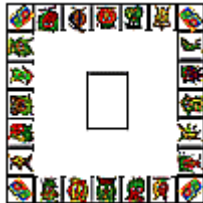
The pieces have to be in color (use your own pieces or print colored or color them yourself)

TIP: print or stick all the items on thicker paper or cardboard!

CHECKLIST 'TIM&TAM': (contents for 8 players) - 8 pages

- checklist, contents
 - game rules
 - gameboard part 1, market-card 1
 - gameboard part 2, market-card 2
 - gameboard part 3, market-card 3
 - gameboard part 4, pieces
 - 20 fruit&vegetable-cards
 - 20 fruit&vegetable-cards
- Cut out the **game board parts** and fit to match, cut **market-cards** and **fruit&vegetable-cards**.
- **Pieces**: cut or use your own pieces. (1 for each player)
- **Additionally you need a DIE, PAPER and PEN.**

TIM & TAM - CONTENTS



1 Gameboard:

3 Market-cards

20 or 40 Fruit&Vegetable-cards

8 Pieces

+ 1 Die

+ Paper & Pen

TIM & TAM - COURSE AND RULES OF THE GAME

Tim Tomato and Tam Paprika take you to the market to sell fruit and vegetables.
You have to collect as many fruit&vegetable-cards as possible.
The winner is the one who is paid most for his fruit & vegetables!

START OF THE GAME:

- Each player receives one piece and places it on any Tim&Tam-Corner-field.
- Place the 3 market-cards face-down on the table.
- Shuffle all fruit&vegetable-cards. You can play with 20 or 40 cards. (there are 20 cards on each page)

20 cards:

Place the pile face-down in the middle of the board and flip the top one over.

That means you have to reach that fruit/vegetable on the board!

Or: divide cards into 2 equal piles (2 cards will be face-up and the game is faster)

40 cards:

divide into 2 piles. (2 cards will be face-up)

RULES AND COURSE OF THE GAME:

- Roll the die and move the number of spaces on the fruit&vegetable-fields - either clockwise or counter-clockwise.
- Players proceed clockwise.
- There can be more than one player occupying a field at one time.
- If you land on a Tim&Tam-Corner you may roll die and move again.
- **If you land on a fruit/vegetable that is face-up in the pile(s) - you may take the card!**
Then turn over a new card.
- You do not receive a card if you are already on the fruit/vegetable-field when the card is turned over:
You can only take the card when you MOVE on that field.
- 2 piles:
 - if you used one pile you must take the remaining pile and make 2.
 - if the same cards are face-up and you land on that field: you may only take one card.

END OF THE GAME:

You play until all cards have been taken.

One player shuffles the 3 market-cards and another player selects one without seeing the face of the cards!

To determine the winner: you take your cards to the market to calculate their value.

(e.g. AnnaCurve 1 + BobBoll 3 +)


The player with the most points is the winner!

Duration:


20 cards / 1 pile: 2 players approx. 10-20 min, 4 players approx. 20-30 min

40 cards / 2 piles: 2 players approx. 20-40 min, 4 players approx. 30-60 min


gameboard part 1




Market-card




gameboard part 2




market-card



gameboard part 3




market-card



gameboard part 4



Pieces



Fruit&Vegetable-cards:

 ANNA CURVE	 ANTON APE	 BOB BOLL	 CARO OTTY	 CUTTY CRY
 GRAPPO HUPS	 GREG GURKY	 INA SZEGET	 LARRY LAMP	 MEL BLUTSA
 MONA SHERY	 MISTER VIP	 OLLI OLIO	 OTTO OBLA	 PEPI PITSCH
 PINA ALOA	 ROY RADI	 VITA VITALIS	 VITO VITALOS	 WINNY WINDY

Fruit&Vegetable-cards:

 ANNA CURVE	 ANTON APE	 BOB BOLL	 CARO OTTY	 CUTTY CRY
 GRAPPO HUPS	 GREG GURKY	 INA SZEGET	 LARRY LAMP	 MEL BLUTSA
 MONA SHERY	 MISTER VIP	 OLLI OLIO	 OTTO OBLA	 PEPI PITSCH
 PINA ALOA	 ROY RADI	 VITA VITALIS	 VITO VITALOS	 WINNY WINDY

FINISHED! Thank you for using our services. HAVE FUN!