

FLIX FLAX

PRINT & PAPER: best on white paper, size A4 or US Letter, orientation: portrait, black or colored: the pieces have to be in color (print colored or color them yourself).
Cut out the gameboard and the pieces (6 pieces).

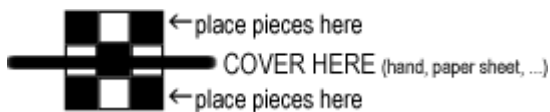
TIP: print or stick game items on thicker paper or put on cardboard.

FLIX FLAX course and rules of the game

Player Flix receives the Flix-pieces (yellow, red, green)

Player Flax receives the Flax-pieces (yellow, red, green with black spot)

- 1) Choose a startplayer. (the younger, older, smaller, taller,...)
- 2) One player puts his hand (or paper sheet) in the center row of the gameboard so one cannot see how the other is placing his pieces.



Now both place their 3 pieces on the 3 remaining spaces. Then reveal.

- 3) Moving pieces: move one piece one space. You can move **horizontally, vertically or diagonally**. (startplayer moves his piece - other player moves his piece -)
- 4) Object of the game is to take all opponent's pieces!


GREEN TAKES RED
RED TAKES YELLOW
YELLOW TAKES GREEN

If you land on the right opponent's piece (see colors!), it is taken and out of the game!
You can take a piece only if you move on it HORIZONTALLY OR VERTICALLY!
NOT diagonally! Don't move on a piece you cannot take.


WINNER is who took all 3 opponent's pieces!

- Once you have moved you cannot change your move.
- Pieces can be 'trapped', there is no way they can move. Then it's the other player's turn again!

gameboard:



pieces:



FINISHED! Thank you for using our services. HAVE FUN!